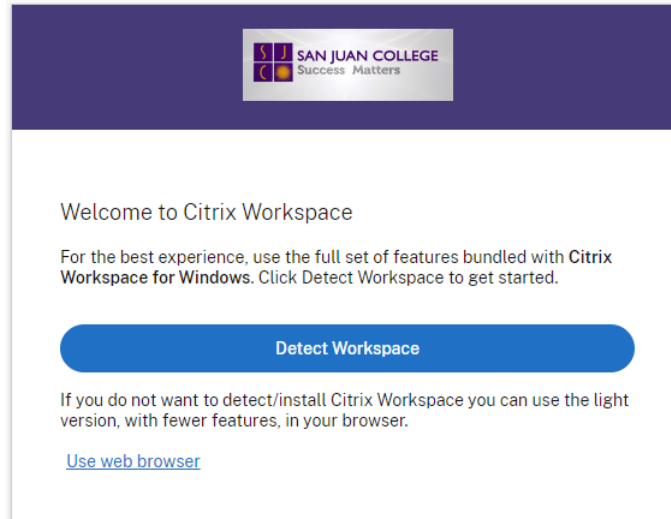


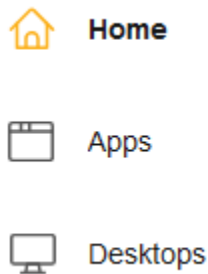
To Access SJC's Virtual Labs:

Visit the [SJC Citrix Website](#)

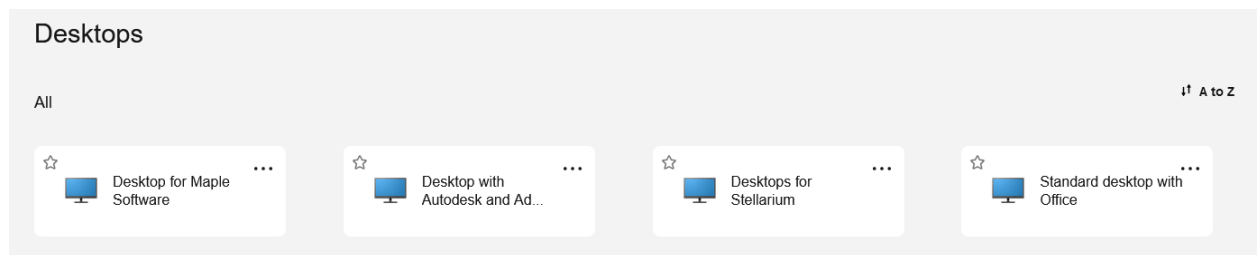
1. Sign in with your San Juan College email address and password
 - You may get a "Welcome to Citrix Workspace" message. Click "Use web browser" (as seen in the picture below).




2. On the Home Screen you have the option to run Apps or Desktops. Apps will just launch the app you are wanting to use. Desktops will give you an experience similar to being in a Campus Computer Lab

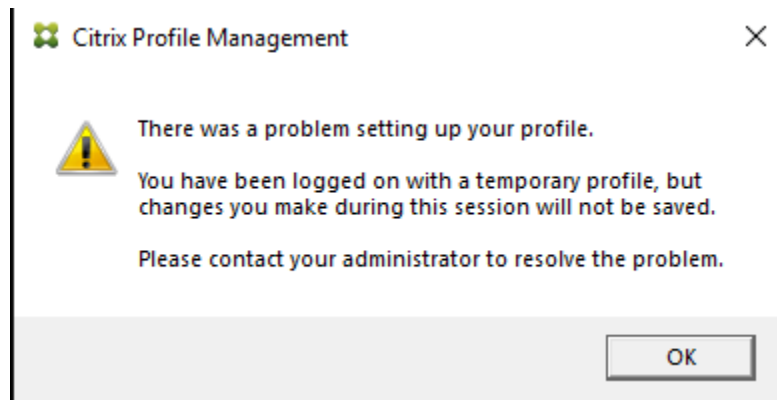


3. To launch an App or Desktop, click on the button for the appropriate App or Desktop





4. It will open the App or Desktop in a different tab.
5. You might see this error message. It is normal for how the environment is set up:



6. **NOTE:** Make sure to save your changes to your OneDrive. All data saved on the desktop will be lost on log out.
7. When you are done, click the hamburger menu icon



8. Followed by the ellipses



9. And then Log Off